



IMAGES

Radiology Department Newsletter

October 2011

IN THIS ISSUE

MESSAGES FROM THE CHAIRMAN,
DIRECTOR & OPERATIONS MANAGER

PHYSICIAN SPOTLIGHT

UPCOMING TRAININGS & EVENTS

PATIENT SAFETY

EMPLOYEE OF THE MONTH

SCHOOL OF RADIOLOGY TECHNOLOGY

HOSPITAL POLICY UPDATES

DEPARTMENTAL EVENTS



“Images” is the Radiology department monthly newsletter. It focuses on departmental events, professional development, messages from the chairman, director and operations manager, patient safety tips, quality improvement and employee spotlights. Please enjoy this new publication and use it as a forum to promote the great work happening in our department!

PHYSICIAN SPOTLIGHT

Christopher L. Klassen, M.D., Ph.D



Dr. Klassen is an Assistant Professor in the Department of Radiology, Division of CardioThoracic Imaging. Dr. Klassen attended Medical School at the University of Minnesota Medical School in Minneapolis, Minnesota. He interned in Emergency Medicine at the University of Texas Southwestern Medical School in Dallas, Texas. Dr. Klassen completed his Residency and Fellowship in Cardiothoracic Imaging at the University of Florida College Of Medicine at Shands Jacksonville.

After completing his Residency program at UF & Shands, Dr. Klassen worked at a private practice in Denver, Colorado. In February 2011, Dr. Klassen returned to UF & Shands, Department of Radiology as an Assistant Professor. His interests include cardiothoracic and body imaging, ED imaging and resident education. Dr. Klassen has completed research on Cardiac imaging and is interested in researching general biopsy and cardiac imaging in the future.

In addition, to his medical degree, Dr. Klassen received his Ph.D. in Bio-Medical Engineering and undergraduate degree in Chemical Engineering from the University of Minnesota in Minneapolis, Minnesota.

Welcome back Dr. Klassen!

CHAIRMAN'S CORNER

Barry McCook, MD



The upcoming months will be an exciting time in the Department of Radiology. Our new Hologic Mammography equipment is installed and renovations to the Breast Center are complete.

This will be showcased to the community in the months of September /October. We look forward to the new x-ray rooms planned for the ED and also the new Siemens MRI scanner in the Clinical Center. I would like to personally thank Kevin Cuda and his entire team for the countless hours they put into making

these things happen. The resident applicant interview season begins next month. This is a very involved process and we will need everyone to participate as resident selection is crucial to our department's future success. We will be hosting approximately 125 radiology resident applicants from all over the country from October through January. It is important that we put our best foot forward during these visits to attract the top applicants to train with us. When you see these students in the department please introduce yourselves and welcome them to UF and Shands. Your hospitality will be remembered when it comes time to make their decisions. I thank each of you in advance.



A Message from the Operations Manager Janet Graves RT(R)

ATTITUDE CHECK: At times we get so involved with the task at hand; our focus on the task overpowers our ability to see the entire picture in front of us. Radiology is a service department and provides services to many customers. Take an opportunity to reboot yourselves every few hours and begin to focus on your communication, your body language, your desire to make a positive difference in someone's day. Just think, with each and every customer encounter, you have an opportunity to make a difference. Don't lose your passion. Just a little story to consider:

A man named Mike goes for a stroll one day and comes upon three bricklayers working on a construction project. Mike approaches the first bricklayer and asks, "What are you doing?" The man replies, "What's the matter with you? Are you blind or something? What's it look like I'm doing? I'm laying bricks!" Mike then comes upon the second bricklayer and asks, "What are you doing?" The second man looks up with a smirk and says, "I'm just doing whatever they tell me to do, as long as they keep paying me." Mike walks up to the third bricklayer and asks, "What are you doing?" The bricklayer pauses for a moment and looks over the construction site before answering. "Why, I am helping to build a beautiful church," he replies. "Someday, families will come here to worship. They will bring their babies to be baptized and their sons and daughters will be married here. For many years to come, people of all walks will celebrate the joys of life and find solace from sorrow in this beautiful church that I am helping to build!"



CUDA'S CORNER Kevin Cuda, MHA, FACHE

There are a number of projects that are currently underway in the radiology department that I would like to give updates on:

New Equipment:

- **Segmental Doppler:** This machine for the Clinical Center has been ordered and we expect delivery the middle of October.
- **ED Room replacements:** We have the price quotes and construction costs in hand. We are now waiting the stand up review with AHCA on October 16th. Once we have this approval a PO can be issued to CMS Imaging for the two Shimadzu rooms.
- **MRI replacement:** This project is also going to AHCA for a stand up review on October 16th. Once we have approval a PO will be issued for the MRI replacement in the Clinical Center.
- **C-Arms:** Review and approval by the diagnostic team and the orthopedic department has been obtained for the replacement of two C-Arms for the Clinical Center operating rooms. We expect delivery of these units by the end of October.

EPIC:

- January 21st is the go live date for EPIC.
- Work scenarios need to be completed by October 6th
- EPIC validation (testing of the workflows) will begin on October 10th.
- Training material for the radiology department will be organized by the Radiology
- Certified Trainers in October.

RADIANT:

- Department tours have taken place.
- The Radiant demo was shown to the Shands UF and Shands Jacksonville build team.
- We expect to move to Radiant in August 2012...much more to come.

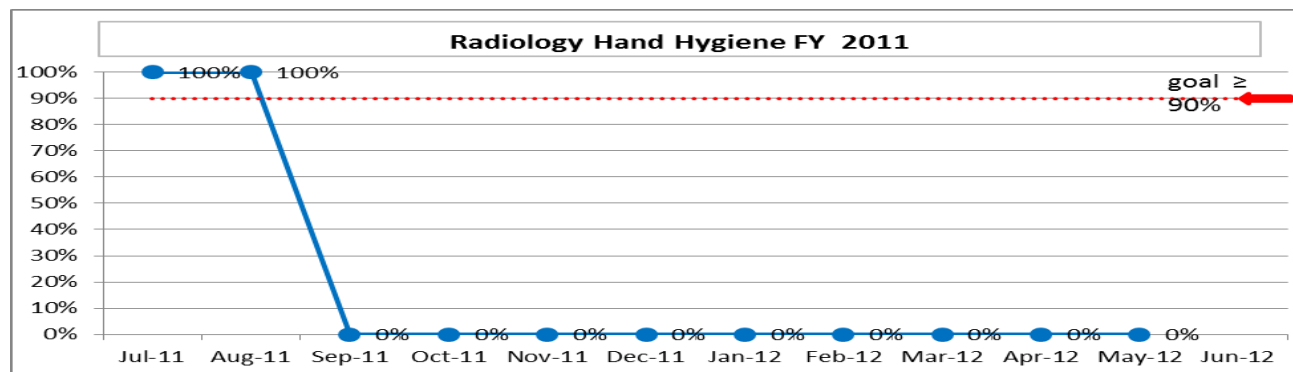
RITA golf tournament:

- This tournament will take place on Monday October 17th.
- Jules H. Sumkin, D.O., FACR Professor and Chief of Radiology Magee-Women Hospital will be presenting a CEU topic: Tomosynthesis: The Next Generation of Digital Mammography on Tuesday October 18, 2011.

Community Events:

- We had a very successful Heart Walk campaign with the department raising over \$1,000.00
- Radiology will be sponsoring a tailgate "basket" for this year's Community Giving campaign.
- Get well cards were made by the department and giving to the Patient Relations Department to pass out to those patients needing a little sunshine.

HAND HYGIENE




PATIENT SAFETY 101: Joint Commission Sentinel Alert

On August 24, 2011 the Joint Commission released a Sentinel Event Alert related to radiation risks of diagnostic imaging. According to the Alert, over the past two decades the U.S. population's total exposure to ionizing radiation has doubled. One study estimates that 29,000 future cancers and 14, 5000 future deaths could develop from the 72 million CT scans performed in the U.S. in 2007.


So what actions are we taking at Shands Jacksonville to eliminate avoidable radiation doses? At the Annex, Interactive Reconstruction in Image Space (IRIS) is currently being tested on CT heads, chests and abdomens. IRIS I can save up to 60% dose for a wide range of routine applications while maintaining excellent image quality. At the Annex, they began with a 20% reduction in radiation dose. This allows the physicians to evaluate the images to ensure image quality is maintained. We are also in the process of finalizing a proposal to the Radiation Safety Committee on October 11 to address many of the actions suggested by the Joint Commission. Some of the topics include: Evaluating diagnostic technique charts, educating physicians and staff about proper dosing based on anatomy and patient size as well as physician review of protocol. Thank you to Dr. Paul Wasserman, Chief, MSK Radiology and Dr. Michelle Herrero, Radiology Resident for being our physician advocates on this initiative.

SEPTEMBER DEPARTMENTAL EVENTS

SPONSORED BY: Administration



Thanks to all the Employees that participated in the Events this month.
Football Fridays,
Teddy Bear Day (9/9), Red, White, and Blue Day (9/12), and
Creating Cards for Patients (9/22).



UPCOMING DEPARTMENT EVENTS

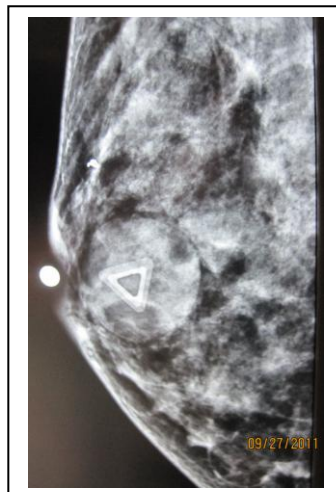
October departmental events will be sponsored by Ultrasound. Please participate and enjoy the events they have planned throughout the month! Please look for flyers for each of the following events throughout the month.

- October 3,10,17,24 & 31: In honor of breast cancer awareness month every Monday wear Pink.
- October 26th Wacky Wig Wednesday- wear wig of your choice.
- October 27th Trick or Treat Thursday- each area will need to bring in candy for their bowl.
- Throughout the Month: Pumpkin decorating contest- winning department wins a pizza party.

Case of the Month:

Submitted By: Kelly Dorsey, Breast Health Supervisor

February 2011, the FDA approved the use of digital breast tomosynthesis. Funds from the RITA golf tournament helped the Towers breast center to purchase tomosynthesis. Digital breast tomosynthesis takes images of the breast at multiple angles to create a 3-D image of the breast. It helps to separate the overlapping breast tissues. We realized the value of this exam on our first day of training on the tomosynthesis. We had a patient come to us for a palpable mass. We took the standard images, which revealed that the patient has dense breast tissue. As we were performing the tomosynthesis, we could see an adjacent mass posterior to the palpable mass. You could see the borders clearly on the 3-D, but not on the 2-D. We are very excited to see that this is going to be extremely helpful in the detection of breast cancer.



Radiology Policy Update

Refer to Policies on the Infonet; these summaries do not include all necessary information.

- RAD-11-006 Patient Verification (*revision*): Changes were made to the Fin Rep verification responsibilities

Hospital Policy Updates

Refer to Policies on the Infonet; these summaries do not include all necessary information.

- DP-01-014: Family Reception/Assistance Plan (*new policy*)
- A-01-056: Holiday Decoration and Decorating Personal Items in the Workplace (*new policy*)
- A-02-015: Care of the Decreased Patient (*revised policy*)

HAPPY BIRTHDAY!!

October Birthdays

Osmundo Jimenez (10/3)
Joseph Wojdyla (10/14)
Lucille Doctor Johnson (10/15)
Loretta Brown Wilson (10/16)
Ruth Davis (10/23)
Charles Canales (10/26)
Monica Marzucco (10/27)
Beatrix Robaina (10/31)

STAFF SPOTLIGHT

Congratulations to Jennifer Harper for winning 2 tickets to the Jacksonville Jaguars game for Perfect Attendance.



NEW EMPLOYEES

Please help welcome our new Radiology employees:

Diagnostic

Jamie Stavely, RT (R)
Courtney Wenzel, RT (R)
Tambrey Hadaway, RT(R)

Ultrasound

Kelly Howard, RT(R), ARDMS



UF&Shands Jacksonville
The University of Florida Academic Health Center

LEXUS CHAMPIONS FOR CHARITY GOLF TOURNAMENT for the RITA Foundation



Monday, Oct. 17, 2011
San Jose Golf and Country Club

Foursome: \$1,500 • Foursome & Hole Sponsor: \$1,800

To register or become a sponsor, please contact
the Shands Jacksonville Office of Development.

Phone: (904) 244-1060 • Email: development@jax.ufl.edu

The RITA Foundation, Lexus and UF and Shands Jacksonville invite you to join them in the fight against breast cancer by participating in the annual Lexus Champions for Charity golf tournament. This exciting event has raised more than \$1 million for the Shands Jacksonville Breast Health Center. Sign up today!

A COPY OF THE OFFICIAL REGISTRATION AND FINANCIAL INFORMATION MAY BE OBTAINED FROM THE DIVISION OF CONSUMER SERVICES BY CALLING TOLL-FREE 1-800-435-7352 WITHIN THE STATE. REGISTRATION DOES NOT IMPLY ENDORSEMENT, APPROVAL OR RECOMMENDATION BY THE STATE.

SCHOOL OF RADIOLOGIC TECHNOLOGY

Anthony Hofmann, Clinical Instructor

The School of Radiologic Technology is proud to report that all of our graduates have successfully completed the ARRT examination on their first attempt!! We are very proud of all of our 2011 graduates and we hope that each one has a rewarding career in Radiography. It is also a pleasure to report that Jessica Fraser, RT(R)(CT) has successfully completed her ARRT Computed Tomography examination. Now, all of the graduates from the CT program have passed their boards! What a fantastic accomplishment!

The next Radiography class will start in early January, 2012. We will start interviewing candidates in early October, 2011.



On September 14th, The Community Giving Campaign held a fundraiser cookout with food provided by Woody's BBQ, Sonny's and the Fresh Market. Kiel Gross and Heidi Weschler coordinated and participated in this event.



Another fundraiser cookout will be held on October 20th from 11:30am-1pm outside the trauma center. You may pre-purchase tickets from Kiel Gross for \$7.

This year the Radiology Department has decided to create a Football/Tailgating Basket for the Community Giving Basket Competition. We already have three tickets to the Jacksonville Jaguars verses Houston Texans on November 27th, a party with Jackson D Ville, a grill, cooler, table, \$50 Publix gift card and Jaguar polo donated. The Basket Competition will be held October 17-28, 2011. If you have any new items you would like to donate (gift cards, games, chips, drinks, tent, chairs, etc.), please contact Shanna Miller or Eric Jones, co-chairs of the Employee Involvement Committee.



Lunch & Learn

"Disorders of the Esophagus and Stomach"

Presented by:
Dr. Michael Carroll

When: October 25, 2011
Time: 12:00pm
Where: Radiology Library
(Recorded lecture)



SEPTEMBER KEY AWARD WINNERS

Candiss Dejesus
Aimee Evans
Monica Marzucco
Lyndsay McLendon

EMPLOYEE FORUMS

The September employee forum video is now available online via HealthStream under "Employee Forum (Recorded)." If you were unable to attend a live forum, the deadline for watching the forum on-line is Oct. 19.

Department of Radiology Residents and Fellows 2011-2012



Kristin J. Taylor, M.D.
Assoc. Program Director



Gregory C. Wynn M.D.
Program Director

PGY-4 Class (2012 Graduates)



James Cunningham, DO
Nova Southwestern



Christina Cavalier, DO
LECOM



Jon Rosensweig, MD
Drexel University COM



Gaelyn Scuderi, MD
Medical College of Virginia




Eric Ursic, MD
University of Florida COM


PGY-3 Class (2013 Graduates)



Travis Edelstein, DO
Nova Southwestern



Michelle Herrero, MD
University of Florida COM



Jamie Ledford, MD
Ross University



Jason Powell, MD
Marshall University SOM



Mona Yasrebi, MD
University of Miami

PGY-2 Class (2014 Graduates)



Cassandra Aboy, MD
Virginia Commonwealth Univ.



Michael Carroll, MD
Rosalind Franklin University



Kyle Hayden, DO
LECOM



Benjamin Jordan, MD
University of Tennessee COM



Neal Passante, MD
Mercer University SOM

PGY-1 Class (2015 Graduates)



Mona Ahmed, MD
Loyola University of Chicago



Sara Fernandez, MD
University of Florida COM



Joshua Holliday, MD
Louisiana State University



Brett Horgan, DO
Nova Southeastern



David Martineau, DO
Nova Southeastern

Vascular Interventional Fellowship Program



Daniel A. Siragusa, M.D.
Program Director



Todd Loper, MD
University of Florida COM



Ryan Daily, MD
University of Miami

Patient Safety Tip of the Month:

Reduce the risk of hospital acquired infections by using proper hand hygiene before and after each patient (NPSG.07.01.01)

What's Your Promise?

"To provide excellent customer service to my co-workers and all of our customers"

Seanda Hines
Financial Representative
Special Procedures

"To give the best possible service to my faculty, residents, fellows and anyone else I come in contact with. To treat all with respect and courtesy."

Marian Gaines
GME Program Assistant
UF Radiology Administration

"I promise to treat others as I would like to be treated and to help others to the best of my ability."

Joannie Mackey
Administrative Assistant
UF Radiology Administration

"I promise to provide my team with confidence, honesty, respect, courtesy, integrity, perseverance, and responsibility".

Karen Murray
Administrative Clerk
UF Radiology Administration

"I promise to give each one of our patients and co-workers excellent customer service with a warm and friendly smile"

Ruth Davis
Financial Representative

CEUs Available

If you are interested or would like more information on any of the CEUs listed below, please email Leslie Pegram.

- 3 CEUs: CT of Coronary Artery Disease-Latest Developments
- 2 CEUs: Radiation Effects of Fluoroscopy on Patient's Hair and Skin
- 2 CEUs: Chronic Renal Insufficiency and the Safety of Gadolinium
- 2.5 CEUs: CT Angiography of Acute Chest Pain
- 2.5 CEUs: Contrast-enhanced MRI of Vessel Growth and Function

By the way...Any RT that presents a state approved CEU, can earn 2 CEUs for themselves. If you are interested in presenting, please contact Leslie Pegram.

HEART WALK

The Heart Walk was held downtown on September 24, 2011 at 9am. Thank you to all the Radiology staff and family members that came out and walked!

Thank you also to everyone that participated in fundraising efforts for the department. Through our section change drive challenge, football ticket raffle, Emerson Clinic vending and on-line donations we were able to raise a total of \$1125.67! Overall, the hospital campaign successfully raised \$36,663.39.



We surpassed our \$1000 goal so thank you to everyone that participated. Challenges were set at the beginning of this fundraiser and the results are listed below:

- 1st section with \$250: Emerson Clinic
- Section with the highest donation total: Emerson Clinic
- Person with the highest donation total: Shanna Miller



October Employee of the Month

Deandrea Davis
Scheduling Section

Deandrea was nominated by Joyce Jarrell for Employee of the Month. "Deandrea Davis always goes above and beyond to be a team player. Not only is she a team player she helps the patients with a smile. Deandrea Davis is one of the foundations to the Radiology department. She can do it all. She is someone you can always count on. Deandrea Davis fits all of the criteria for Employee of the Month.

Benefits: Open Enrollment

An HR enroller will be in the Radiology Library the following days to discuss benefits. Prior to this meeting, be sure to fax or mail the required information regarding dependents and your spouse.

- October 7 from 7am-11am
- October 12 from 11am-3pm
- October 17 from 7am-9:30am
- October 19 from 1pm-4pm

Environment of Care (EOC) Rounds

EOC rounds were conducted in September for a few of the Radiology sections. The following sections achieved a rating of "Exceeds Standards"

Nuclear Medicine
General Radiology
Ultrasound

Great job to all for maintaining a safe, clean environment for our patients and staff!

Epic

Saturday, January 21, 2012

Go-Live Date

We have met with the Principle Trainers and are currently working on creating Epic steps for our Radiology scenarios. Training calendars should be available soon but training will most likely begin in November for Super Users and December for End Users.

If you have any questions regarding EPIC, please refer them to:

- Janet Graves, EPIC Radiology Coordinator
- Michelle Connell, Certified Trainer
- Kimberly Haines, Certified Trainer
- Leslie Pegram, Certified Trainer

Newsletter Submissions

If you would like to submit something to the November issue, please email Lynn Cadwell-Gordon your topic by October 7. Article submission must be completed by October 19 to be included in the November issue.

All topics and articles are reviewed for publication by Dr. McCook, Kevin Cuda and Janet Graves prior to distribution.