

# IMAGES



Radiology Department Newsletter

**2019**



# Cuda's Corner

Welcome to our Spring newsletter.

Our pediatric Emergency Department just received a new digital portable machine that was donated to our department by the Children's Miracle Network. This donation was valued at \$140,000.00. If you would like to be a part of giving back, please consider joining UF Health Jacksonville Give Where You Live Spring Employee Giving 2019 campaign. If you donate as little as \$2 per pay period, you will be eligible to win some great prizes. You also have the ability to direct your donation: if you choose Children's Miracle Network, you see that funds can return directly to our department.

The State Bureau of Radiation Control recently completed its biannual inspection of all radiation-producing equipment and radiation safety on the Downtown campus. Jerald Farrow, RSO, did extensive preparation for this inspection. I'm proud to say that the radiology department has no deficiencies.

I am also pleased to announce that Ashley Emans, Department Business Manager and Fran Cocchi-Maynard, Administrative Supervisor recently joined our team. These members, along with Loretta, make up the newly formed business division in radiology.

Each of us has a new mandatory assignment in Healthstream, "Employee Work Injury BBE Education," due April 30<sup>th</sup>.

Jerald Farrow continues to coordinate with our residents on monthly continuing education topics. You can earn 1 CEU towards your license renewal by attending.

Thank you for the hard work and dedication every day towards our patients.

*Kevin*



# Our New Digital Portable from the Children's Miracle Network



# STUDENT NEWS...



Class of 2018 graduates from the UF Health School of Radiologic Technology. Graduation was held in December 2018.

**On the morning of March 8th, there was a CT/MRI graduate breakfast at Maple Street Biscuit Company.**







Exceptional students at the UF Health Jacksonville School of Radiologic Technology are recognized for their honor, integrity, and academic achievement when they qualify to Lambda Nu. UF Health Jacksonville's chapter is Florida Gamma Pi .


- Completion of the first 4 quarters of the UF Health School of Radiologic Technology
- Completion of at least one quarter with a 3.75 GPA or higher
- Overall cumulative 3.50 GPA or higher

Florida Gamma Pi identifies and fosters the academic achievement of radiology students and offers opportunities for individual growth and advancement. It shall be the sole purpose of the Florida Gamma Pi to encourage student learning, professional development, social awareness, leadership skills and provide hospital enrichment to all members of Florida Gamma Pi.

Freenae Williams, MBA, RT(R)(M), CN-BM

Program Director

UF Health Jacksonville



Below is the 2019 annual accreditation of the Radiology School. Congratulations to Freenae and Anthony for all your hard efforts in keeping the school at a recognized level of excellence!



## Nice Catch!



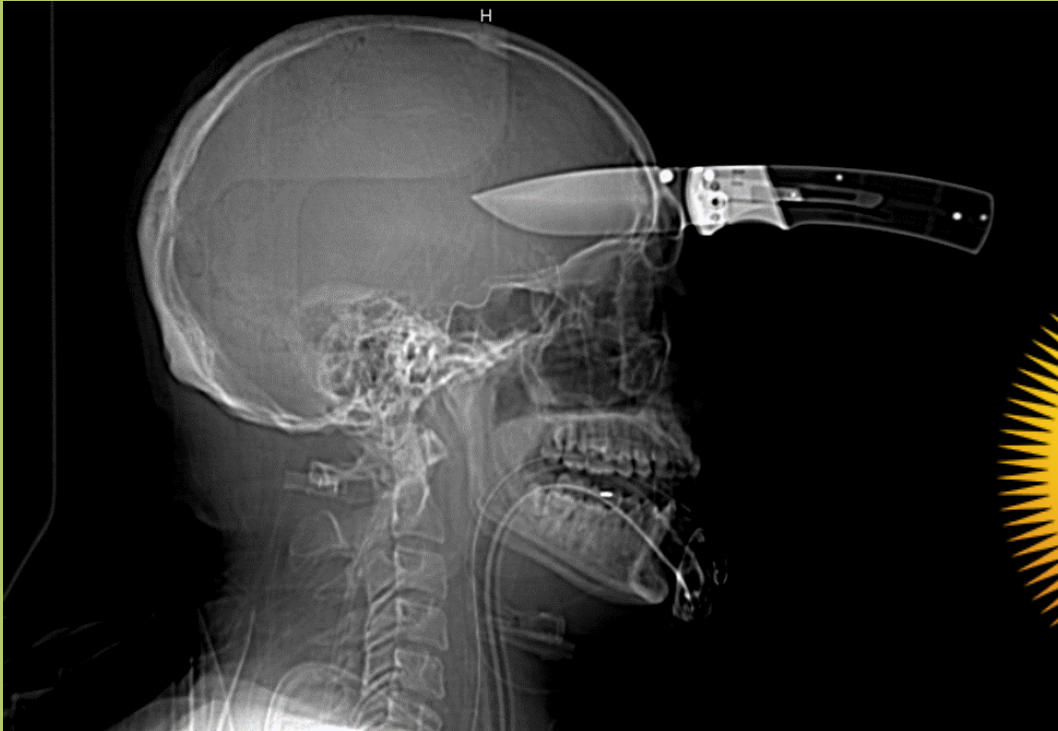
### Nice Catch!

Recently, Dr. Matteo and interventional radiology team successfully treated a ruptured abdominal aortic aneurysm (AAA) at UF Health North Campus. The patient presented through the North campus ER unstable and complaining of abdominal pain. An urgent CT was performed which showed a large AAA that actively ruptured. As this type of case is not typically performed at North campus, the necessary minimally invasive endovascular devices were not available. However, Dr. Matteo realized that the patient did not have time to be transported to the Downtown campus given the danger and sensitivity of the AAA.

Luckily, Dr. Matteo was able to marshal the resources from industry device reps in the area emergently. The procedure was successfully performed from a bilateral percutaneous minimally invasive femoral approach with assistance from the vascular surgery team. In discussing the team's professionalism, Dr. Matteo remarked that this type of case is a "high stress, high anxiety procedure, which was performed as if it were routine." "The patient was in the right place, at the right time, with the right people." Because of the life-saving intervention, the patient was discharged home from the hospital three days later.

## Shocking Case :

This patient suffered several stab wounds. You can see that the weapon was stuck. Our caregivers showed courage in the face of the most upsetting traumas.





### Employee Recognition Program

At UF Health Jacksonville, we are committed to providing high-quality patient care. Please help us recognize staff members who have enhanced your experience with us.

Sonographers Rebecca M., Christie D., and Financial Representative Hassan A H., were recognized for their exemplary service this quarter.



I would like to give applause to Kristi for making my experience at UF Health Jacksonville a positive one.

How did this person impact your visit? Please be specific.

Kristi was both professional and compassionate in her care of me during my ultrasound. I'm so thankful for a wonderful coworker!

Your name [REDACTED]  
Phone number [REDACTED] Date 3/8/19

I am a ☒ Patient ☐ Physician ☐ Family Member/Visitor  
☐ Other \_\_\_\_\_



☐ My nominee is a registered nurse (RN). Please consider him or her for a Daisy Award, celebrating exceptional clinical skill and compassionate care.

To learn more about the Daisy Award, see the information sheet in your discharge folder or visit [UFHealthjax.org/applause](http://UFHealthjax.org/applause).

Once completed, please submit this form to:

- Any UF Health Jacksonville manager
  - Human Resources office located on the 6th Floor of Tower I
- Forms can be mailed to Applause! Program at 580 W. 8th St., Tower I, 6th Floor, Jacksonville, FL 32209.

I would like to give applause to The entire Staff for making my experience at UF Health Jacksonville a positive one.

How did this person impact your visit? Please be specific.

We were greeted very politely & professionally from the moment we stepped out of the elevator.

The gentleman that greeted us & checked me in made me feel comfortable & was a complete gentleman.

The tech that did my ultrasound was also professional and nice.

I've never been here but will definitely be back.

Your name [REDACTED]  
Phone number [REDACTED] Date 1/31/19

I am a ☒ Patient ☐ Physician ☐ Family Member/Visitor  
☐ Other \_\_\_\_\_




☐ My nominee is a registered nurse (RN). Please consider him or her for a Daisy Award, celebrating exceptional clinical skill and compassionate care.

To learn more about the Daisy Award, see the information sheet in your discharge folder or visit [UFHealthjax.org/applause](http://UFHealthjax.org/applause).

Once completed, please submit this form to:


- Any UF Health Jacksonville manager
  - Human Resources office located on the 6th Floor of Tower I
- Forms can be mailed to Applause! Program at 580 W. 8th St., Tower I, 6th Floor, Jacksonville, FL 32209.

Excellent  
Office  
Staff  
Thank you



**Rebecca M.**

**Christie D.**



**Hassan A-H.**





## 244-RADS

To improve access and ease of communication for clinicians and Radiology, the department has established a hotline number: **244-RADS (7237)**. This will allow all practitioners to speak to a person without being routed to a phone tree. The hotline will be **available from 8:30 a.m. to 5 p.m.**, and the operator will direct the calls as needed.

## ACR Accreditation

Our new Tomosynthesis (DBT) received ACR accreditation for the Towers Mammography department. This was obtained in January 2019 and will qualify the department for a total of three years.



Friday, June 14th.

**Resident Graduation. Details forthcoming.**



**Dr. Preston Hood**  
**got married on December 30, 2018**  
**at the Lightner Museum in St Augustine, FL.**



## CONGRATULATIONS...



To our Department's Administrative Assistant, Michele B.  
she gave birth to a healthy, adorable baby girl,  
*GRACIE LYNN B.*, on October 22, 2018.

it's a girl






**Dr. Peter Fiester is the proud new  
father of a beautiful baby girl!**







North X-ray Technologist Emily H.  
delivered Vincent Robert H. on 2/27/19.



A  
B  
a  
b  
y  
B  
O  
Y





Ultrasonographer, Amy T., gave birth to  
***Elijah Wayne T.*** on 2/20/19.





# Welcome, New Hires!

**Alan Litwin, MD**  
**Ali Bishop**  
**Anita Ankola, MD**  
**Ashley Emans**  
**Brandon Bemister**  
**Breona Washington**  
**Frances Cocchi-Maynard**  
**Janell Rodal**  
**Jordan Viergutz**  
**Kristen Hillegas**  
**Patrick Fields**  
**Susan Yunkes**  
**Taylor Lee**  
**Te'Arra Walker**  
**Theresa Rose**  
**William Libby**



The Radiology Department has the following Open Positions:

- Research Manager II-Radiology (UFJPI)
- Nurse RN - Rad Special Procedures
- Technol MRI – PRN – Radiology North
- Ultrasonographer-PRN - Radiology Ultrasound
- CT Technol
- Lead Radiological Technol – CT
- Financial Rep