



IMAGES

Radiology Department Newsletter

January/February
2013

IN THIS ISSUE

MESSAGES FROM THE
CHAIRMAN, DIRECTOR &
OPERATIONS MANAGER

PATIENT SAFETY

EMPLOYEE OF THE MONTH

SCHOOL OF RADIOLOGY
TECHNOLOGY

RADIANT

CEU OPPORTUNITIES


Dr. Carter G. Woodson



"The Father of Black History"

Black History Month celebrates the contributions of African Americans to American history and culture. Black History Month began as "Negro History Week," which was created in 1926 by Carter G. Woodson (December 19, 1875 – April 3, 1950), a noted African American historian, scholar, educator, and publisher. It became a month-long celebration in 1976. The month of February was chosen to coincide with the birthdays of Frederick Douglass and Abraham Lincoln.

"Images" is the Radiology department's bi-monthly newsletter. It focuses on departmental events, professional development, messages from the Chairman, Director and Operations Manager, patient safety tips, quality improvement and employee spotlights. Please enjoy this publication and use it as a forum to promote the great work happening in our department!




Department Spotlight:

Heidi M. Weschler UF Administrator

Heidi joined the department of Radiology in February of 2011 as the UF Practice Plan Administrator in support of our faculty, GME programs, and overall department practice initiatives in marketing and new business endeavors. Prior to coming to Radiology she functioned as the GME Administrator for the Department of Surgery where she managed all operations and process improvement of their graduate medical education programs.

Heidi received her Bachelor of Science-Dual majors of Public Administration & Legal Studies from The University of Pittsburgh in Public Administration and Legal Studies, where she then spent 3 years with Children's Hospital of Pittsburgh after graduation managing GME programs for the department of Pediatrics. In November of 2000, Heidi moved to South Florida to be near family and worked with ASG Software Solutions compiling multi-year software agreements in the strategic sales division until her move to the Jacksonville area in 2006.

Heidi has been instrumental in the development of new programs within the department such as the Womens Imaging Fellowship, Education and marketing of Tomosynthesis both inside the health system as well as the community, development of a Lung Cancer Screening project, the funding of the new resident Education Conference room and the new Musculoskeletal Radiology Fellowship starting in July 2013. Heidi has helped build connections with our GME graduates through the establishment of a Radiology Alumni Association, as well as communication with our UF and community referring physician offices and other departments in order to improve their referrals into the department as well as their knowledge of new and existing service offerings through business development.



CHAIRMAN'S CORNER

Barry McCook, MD

The Same Old Story Never Gets Old...

There are some things in medicine that one should never get tired of talking about. The most important of these is ensuring patient safety and quality of care. Patients come to us when they are sick, worried and unsure about their future. They count on us to provide them with a safe environment and they should not have to worry that the quality of care we are delivering to them is anything but what we would demand for ourselves. We must provide a confident, caring and quality visit to the radiology department. Please think of this every time you meet a new patient or interpret a new x-ray.



CUDA'S CORNER


Kevin Cuda, MHA, FACHE

EPIC PHASE 2

On March 1st the department will be going live with EPIC PHASE 2 which includes Radiant. Over the next couple of weeks there will be a number of cut-over workgroup meetings to help ensure a smooth transition to Radiant. Details will be forthcoming shortly to explain how the EPIC PHASE 2 Command Center will be operated.

I would like to thank everyone for attending your training sessions and the certified trainers who have been holding these sessions. Many of you have come in on your days off to obtain your training which demonstrates to me your dedication to our department. As always we appreciate your feedback and attention to detail as we all learn our new workflow procedures. The physicians have completed their training on the new Power Scribe 360 which will be operational March first.

This was a critical milestone as we would have been unable to move forward with the go live if this task had not been completed. Michael Vann and the IT department were able to bring this complicated deployment to a successful demonstration last week. I would also like to thank the folks from EPIC who have been working behind the scenes to assist us with an outstanding product. EPIC PHASE 2 will be a milestone in improving the clinical/operational efficiency of the Radiology department.



A Message from the Operations Manager

Janet Graves, RT(R)

One Day At A Time

We made it to 2013. With all the natural disasters and violence in our world, I began to wonder if the end was truly near. So many problems in our communities, our country and our world tend to lay heavy on our hearts and minds. These problems affect people just like you and me.

Maybe the best treatment is to take a deep breath. Hug your loved ones. Embrace your good health, job, the roof over your head, clean water and food on the table. Let's be thankful for what we have and take things one day at a time.

You are critical to our success in the Radiology department and Shands, we need to be stress free and focused on what we do best, Customer Service.



**January
Employee of the Month:**
Millie Meshberger, ARDMS



**February
Employee of the Month:**
Amy Wingate, R.T., ARDMS

You have been recognized as the January/February 2013 Employees of the Month by your peers and management. The two of you have demonstrated a willingness to help customers, have a pleasant attitude, show dedication to the job, and are a positive role for all staff.

You were nominated to receive this honor based on recognition by one of your peers. On December 21st, you had a patient in the department that suddenly became unresponsive. You immediately called Rapid Response, ran to grab a crash cart, and began CPR compressions. The patient finally gasped for air, and was fine. Your quick thinking and actions, help to save this patient's life.

Thank you for your dedication to your patients and our department.

New Employees

Please welcome our new employees to the department:

Lindsey McCall, Radiology Technologist
Andrea Braswell, CT Technologist
Francis Vazquez, Ultrasonographer

Natasha Upton, MRI Technologist, Emerson
Krishna Soni, Breast Center Technologist
Lindsay McCall, Radiology Technologist

Patient Safety Tip of the Month:

Patient Safety: LMP Documentation

- ✓ Always document LMP for women in childbearing years.
- ✓ Also, use shielding when possible.
- ✓ If a patient is pregnant, refer to Radiology Policy RAD-06-008.



School of Radiologic Technology

By:
Anthony Hofmann,
Clinical Instructor

Our new class of student radiographers began their journey on Monday, January 7, 2013. Please join me in welcoming Brittany, Kristen, Tasha, Brad, Jennifer, Kayla, Cody, Taylor, and Danielle. We are glad you are here! Also, please join us in congratulating the Class of 2013 on becoming seniors! The seniors are at the halfway point in their training. They will graduate on December 5, 2013! The seniors are currently preparing to attend their senior review in February. This year's conference will be held in Orlando, Florida. We hope that everyone has a prosperous and productive New Year!



**Happy
Valentine's
Day**
♥♥♥



INFECTION CONTROL

The Duval County Health Department has recently issued a statement stating that Pertussis, or whooping cough, is on the rise. Pertussis is a bacterial illness that is easily spread person to person by coughs and sneezes. People sick with pertussis may have severe coughing attacks that can last for months. This brings us back to why basic hand hygiene is so important. The simple task of washing your hands thoroughly can help prevent the transmission of the highly contagious whooping cough disease. Most people were vaccinated against whooping cough as young children, however, these vaccinations have "worn off" over time and most adults do not know that a booster is required. The CDC and Health Department recommend vaccination to all adults, especially those with or around young children, as whooping cough can be fatal to them. So remember, always do a thorough hand washing before and after patient care!



UF Administrator
Heidi M. Weschler

2012 RITA CHECK



A very large thank you to RITA again this year for their tireless efforts in supporting Women's Health here at UF & Shands Jacksonville.

On January, 23rd 2013 a check for \$102,000 was presented to the UF & Shands Department of Radiology from the Annual Champions for Charity Golf Tournament, which took place in October of 2012 at San Jose Golf and Country Club. The proceeds of this tournament will not only go to enhancing our equipment base with the addition of a new Hologic DEXA scanner at the Emerson Advanced Imaging center, but also help with final funds needed towards a new state-of-the-art educational conference room for UF trainees.

The RITA foundation is a Jacksonville based volunteer non-profit organization with the mission to raise awareness and money to help in the fight against all cancers, with emphasis on breast cancer through research, education and other programs.

This year will be the 13th year of RITA hosting the Lexus Champions for Charity Golf Tournament which will take place at the Timuquana Country Club on October 14th 2013. We thank RITA and all those who were involved this past fall and look forward to another successful tournament coming up this October.

Radiant Go-live

Friday, March 1, 2013


We are wrapping up our Radiant training in the next couple of weeks and getting ready for Go-live! We have been very pleased with the training of the staff and their ability to learn the system. Please remember to go into the playground environment and practice as this will be key to a successful and smooth Go-live. If you need more playground passwords, please get with one of the trainers or your supervisor.

If you have any questions or concerns regarding Radiant, please contact one of our Certified Trainers: Shanna Dame, Kim Haines, Theresa Clark, Erin Jurgens, Candiss DeJesus, or Loretta Brown-Wilson.



January & February Key Award Winners

LUCILLE DOCTOR-JOHNSON
MARY DEVAUGHN
DIANA GHANNAM
MILLIE MESHBERGER
MELISSA PLATT
THERESA ROSE
AMY WINGATE



Happy Birthday
to Everyone
Born in
January &
February!!!

- The flower symbol of January is snowdrop & carnation.
- January's gem is garnet which represents constancy.
- Martin Luther King, Jr. Day (born January 15) celebrated in the United States – 3rd Monday
- January is National Blood Donor Month
- The birthstone for February is Amethyst.
- February 12 - Abraham Lincoln's Birthday
- February 22 - George Washington's Birthday
- Viola (plant) and the Primrose are the February birth flowers.
- February is Women's Heart Health Month.

What's Your Promise?

"I promise not to forget that the patient is our main focus."

Wanda Turner
IT Asset Management,
Shands Jacksonville

Newsletter Submissions

If you would like to submit something to the March/April issue, please email Lynn Cadwell-Gordon your topic by March 1st. Article submission must be completed by March 22nd to be included in the March/April issue. All topics and articles are reviewed for publication by Dr. McCook, Kevin Cuda and Janet Graves prior to distribution.